



NATIVE AMERICAN TRIBE PROJECT

HOW WILL YOUR TRIBE SURVIVE IN YOUR GEOGRAPHIC LOCATION?

FOCUS STANDARDS

- *SS.5.A.2.1 COMPARE CULTURAL ASPECTS OF ANCIENT AMERICAN CIVILIZATIONS
- *SS.5.A.2.2 IDENTIFY NATIVE AMERICAN TRIBES FROM DIFFERENT GEOGRAPHIC REGIONS OF NORTH AMERICA
- *SS.5.A.2.3 COMPARE CULTURAL ASPECTS OF NATIVE AMERICAN TRIBES FROM DIFFERENT GEOGRAPHIC REGIONS OF NORTH AMERICA INCLUDING BUT NOT LIMITED TO CLOTHING, SHELTER, FOOD, MAJOR BELIEFS AND PRACTICES, MUSIC, ART, AND INTERACTIONS WITH THE ENVIRONMENT.

OBJECTIVE

*YOU AND YOUR BAND OF MATES HAVE BEEN TRANSPORTED TO A SPECIFIC GEOGRAPHIC REGION. KNOWING THERE IS STRENGTH IN NUMBERS, YOU WILL FORM YOUR VERY OWN TRIBE.

*IN ORDER TO BE SUCCESSFUL, YOU MUST LEARN THE WAYS OF SURVIVAL FROM THE ESTABLISHED TRIBES IN YOUR AREA. THROUGH RESEARCH AND LEARNING, YOU WILL ESTABLISH YOUR OWN HOUSING, METHODS OF SECURING FOOD, CLOTHING, CULTURE, AND VALUES.



PART 1 - LEARN YOUR ENVIRONMENT

*BEGIN BY CONDUCTING RESEARCH ON WHERE YOU ARE LOCATED.

*QUESTIONS TO CONSIDER:

-WHAT'S THE ENVIRONMENT LIKE?

-WHAT RESOURCES (PLANTS/ANIMALS/WATER SOURCES) ARE AVAILABLE?


-WHAT IS THE WEATHER/CLIMATE LIKE IN THIS REGION?



PART 1 - ASSIGNMENT - DUE THURSDAY, 9/16

COMPLETE THE FOLLOWING IN A GOOGLE SLIDE PRESENTATION AND ATTACH TO THIS ASSIGNMENT.

 ENVIRONMENT – USES 5+ SENTENCES TO ACCURATELY DESCRIBE SURROUNDINGS IN SPECIFIC GEOGRAPHIC LOCATION

 RESOURCES – USES 5+ SENTENCES TO DESCRIBE AVAILABLE PLANTS, ANIMALS, WATER, MATERIALS, ETC. IN THE ENVIRONMENT.

 WEATHER/CLIMATE – USES 3+ SENTENCES TO DESCRIBE THE WEATHER PATTERNS IN ALL SEASONS. GIVES CLIMATE INFO AND DETAILS ABOUT TEMP/PRECIPITATION.

 VISUALS – INCLUDES MULTIPLE VISUAL REPRESENTATIONS FOR EACH OF THE 3 SECTIONS LISTED.



PART 2 - CONSTRUCT YOUR HOUSING

*NOW THAT YOU ARE FAMILIAR WITH YOUR ENVIRONMENT AND AVAILABLE RESOURCES, IT'S TIME TO BUILD A SHELTER!

*RESEARCH WHAT OTHER TRIBES IN YOUR AREA HAVE DONE FOR THEIR HOMES. GET IDEAS TO BUILD HOUSING THAT WILL BENEFIT YOUR TRIBE. REMEMBER, GIVE CREDIT!

*QUESTIONS TO CONSIDER

- WHAT MATERIALS CAN YOU USE?
- DOES YOUR HOUSING PROTECT YOU FROM THE ELEMENTS?
- IS IT PRACTICAL FOR YOUR LIFESTYLE?



PART 2 - ASSIGNMENT- DUE THURSDAY, 9/23

*BASED ON YOUR RESEARCH AND OBSERVATIONS FROM OTHER TRIBES, YOU WILL DESIGN A MODEL OF YOUR HOUSING.

*OPTIONS: 3-D MODEL, POSTER DIAGRAM, TECHNOLOGICAL REPRESENTATION

*ALONG WITH THE HOUSING PRESENTATION, YOUR TRIBE NEEDS TO INCLUDE A TYPED PARAGRAPH RESPONSE EXPLAINING THE FOLLOWING:

- WHY DID YOU CHOOSE THIS DESIGN? WHAT TRIBE(S) INFLUENCED YOU?
- WHAT MATERIALS ARE NEEDED TO CONSTRUCT YOUR HOUSING?
- HOW IS THIS TYPE OF HOUSING BENEFICIAL TO YOUR TRIBE'S LIFESTYLE?



PART 3 - FIND SOME FOOD



*NOW THAT YOU HAVE SHELTER, YOUR TRIBE NEEDS TO EAT! HOW ARE YOU GOING TO PROVIDE ENERGY FOR EVERYONE?



*RESEARCH WHAT OTHER TRIBES IN THE AREA HAVE DONE TO SECURE FOOD. REMEMBER TO GIVE CREDIT!



*QUESTIONS TO CONSIDER:



-IS YOUR TRIBE MADE OF HUNTERS/GATHERERS/FARMERS?



-WHAT TOOLS OR METHODS DO YOU USE TO GET FOOD?



-WHAT ARE SPECIFIC FOODS THAT YOUR TRIBE EATS FROM YOUR LOCATION?

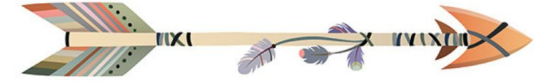


-WHICH TRIBE(S) DID YOU LEARN FROM?

PART 3 - ASSIGNMENT- DUE THURSDAY, 9/30



*CREATE A MENU YOUR TRIBE COULD PRESENT TO VISITORS. THIS MENU CAN BE MADE WITH TECHNOLOGY OR TRADITIONAL MATERIALS.



*MENU SHOULD INCLUDE:




-MINIMUM OF 5 POSSIBLE FOODS AVAILABLE TO YOUR TRIBE.



-PICTURES OR OTHER REPRESENTATIONS OF THESE FOODS.



-A DESCRIPTION NEXT TO EACH FOOD EXPLAINING HOW YOU OBTAIN THIS FOOD (HUNTED? GROWN? GATHERED? HOW DO YOU PREPARE IT?)



*BONUS POINTS FOR ANY REAL-WORLD SAMPLES PROVIDED!

PART 4 - DESIGN YOUR CLOTHING

*YOUR TRIBE NEEDS SOME FASHION! (NOT TO MENTION PROTECTION FROM THE ELEMENTS!)

*RESEARCH TYPES OF CLOTHING NEEDED FOR A TRIBE IN YOUR GEOGRAPHIC LOCATION. YOU MAY NEED TO GET IDEAS FROM ESTABLISHED TRIBES IN THE AREA. GIVE CREDIT!

*QUESTIONS TO CONSIDER:

- WHAT ARTICLES OF CLOTHING DOES YOUR TRIBE NEED IN ORDER TO BE COMFORTABLE?
- HOW DO ARTICLES OF CLOTHING FOR BOTH MEN AND WOMEN LOOK LIKE?
- WHAT MATERIALS FROM YOUR ENVIRONMENT DOES YOUR TRIBE USE TO CREATE THEM?
- WHAT ARE THE REASONS FOR THESE CLOTHES CHOICES?



PART 4 - ASSIGNMENT- DUE THURSDAY, 10/7

*YOU'LL DESIGN 2 REPRESENTATIONS THAT MODEL YOUR TRIBE'S CLOTHING.

*DOLLS *TECHNOLOGY *WEBSITE *LEGO *CLOSET/HANGERS

*BASED ON YOUR RESEARCH, YOU CAN USE PAPER OR TEXTILE MATERIALS TO DRESS EACH "MODEL" THAT DEPICTS WHAT YOUR TRIBE WOULD CHOOSE TO DRESS IN.

*A TYPED PARAGRAPH FOR EACH MODEL WILL BE INCLUDED EXPLAINING THE FOLLOWING:

- WHAT ARTICLES OF CLOTHING ARE SHOWN?
- WHAT MATERIALS ARE THEY MADE FROM?
- WHAT TRIBE(S) INFLUENCED YOUR CHOICES?
- EXPLAIN HOW EACH OF THESE PARTICULAR CLOTHING ITEMS HELP THE MEN AND WOMEN OF YOUR TRIBE SURVIVE.



PART 5 - CELEBRATE YOUR CRAFTS AND CULTURE

*REALIZE THAT TRIBES DIDN'T JUST WORK TO SURVIVE, THEY HAD FUN!

*RESEARCH CRAFTS, GAMES, AND ROLES OTHER TRIBES IN YOUR AREA HAD. WHICH ARE YOUR TRIBES GOING TO ADOPT? GIVE CREDIT!

*QUESTIONS TO CONSIDER:

- WHAT ROLES (JOBS) DO MEMBERS OF THE TRIBE HAVE?
- WHAT CRAFTS DOES YOUR TRIBE TAKE SPECIAL PRIDE IN?
- WHAT GAMES DOES YOUR TRIBE PLAY?





T 5 - ASSIGNMENT- DUE THURSDAY, 10/14

*LET'S GET SOME PLAYTIME GOING! YOU'LL BE DOING A PRESENTATION TO THE CLASS THAT EXPLAINS ROLES OF YOUR TRIBE, THE CRAFTS YOU TAKE PRIDE IN, AND GAMES YOU PLAY.

*YOUR TRIBE WILL ENGAGE THE AUDIENCE BY HAVING THEM PARTICIPATE IN AN ACTIVITY RELATING TO THIS AREA.

*REQUIREMENTS: MAXIMUM 10 MINUTE PRESENTATION, ALL MEMBERS PARTICIPATE IN SOME CAPACITY, AUDIENCE IS ENGAGED IN ONE ACTIVITY OF TRIBE, PRESENTATION INCLUDES INFO ON ROLES, CRAFTS, AND GAMES, CREDIT GIVEN TO TRIBE(S) THAT INFLUENCED YOUR CHOICES.